

No. 22/CBTT-UXC.25

Soc Trang, July 17, 2025

**PERIODIC DISCLOSURE OF FINANCIAL STATEMENTS**

**To: Hanoi Stock Exchange**

In compliance with the provisions of Clause 3, Article 14 of Circular No. 96/2020/TT-BTC dated November 16, 2020 which was issued by the Ministry of Finance in order to provide the guidelines for public information disclosure on the securities market, Utxi Aquatic Products Processing Corporation (Stock code: UXC) hereby submits the Financial statement information (FS) for the 2nd quarter of 2025 to the Hanoi Stock Exchange as following:



**1. Name of organization: Utxi Aquatic Products Processing Corporation**

- Stock Code: UXC
- Address: No. 24, Provincial Road 934, Ha Bo Hamlet, Tai Van Commune, Tran De District, Soc Trang Province
- Phone/Tel: (02993) 852671 – 852959
- Fax: (02993) 852670 – 852958
- Email: [quyenlb@utxi.com.vn](mailto:quyenlb@utxi.com.vn) Website: <https://www.utxi.com.vn>

**2. Contents of disclosure:**

- **The Financial statements for the 2nd quarter of 2025**

☒ Separate financial statements (For Organizations without subsidiaries and no higher-level accounting units with subordinate units);

☐ Consolidated financial statements (For Organizations with subsidiaries);

☐ Consolidated financial statements (For Organizations with internal accounting unit that operate a separate accounting system).

- **Cases Requiring Explanation:**

+ The audit organization gives an opinion that is not a fully accepted opinion on the financial statements (for the financial statements that have been reviewed/audited .....):

☐ Yes

☒ No

Explanation document in case of a “ Yes” response:

☐ Yes

☒ No

+ The net profit after corporate income tax for the reporting period shows a variance of 5% or more before and after audit, reflecting a change from a loss to profit or vice versa (as per the year's audited financial statements):

☐ Yes

☒ No

Explanation document in case of a "Yes" reponse:

☐ Yes

☒ No

+ The net profit after corporate income tax in the income statements for the reporting period has changed by 10% or more compared to the same period last year:

☐ Yes

☒ No

Explanation document in case of a "Yes" reponse

☐ Yes

☒ No

+ The net profit after corporate income tax for the reporting period is a loss, having changed from a profit in the same period last year to loss in this period or vice versa:

☐ Yes

☒ No

Explanation document in case of a "Yes" reponse

☐ Yes

☒ No

This information was published on the company's website on: July 17, 2025 at the following link: <http://utxi.com.vn/vi/news/co-dong/>

We would like to commit that the information published above is true and fully responsible before the law for the content of the disclosed information.

**Attachments:**

- Financial statements for the 2nd quarter of 2025

**Organizative Representative**  
Person authorized to disclose information



**CHIEM HAI HOA**



**Ut Xi Aquatic Products Processing Corporation**



**Financial statements**  
**Second Quarter of 2025**

***Prepared, 07/2025***



## BALANCE SHEET

As of 30 June 2025

Unit: VND

ITEMS	Code	Note	30/06/2025	01/01/2025
<b>A. CURRENT ASSETS</b>	<b>100</b>		<b>717,094,577,769</b>	<b>769,889,656,199</b>
<b>I. Cash and cash equivalents</b>	<b>110</b>	<b>V.1</b>	<b>609,479,430</b>	<b>61,555,544</b>
Cash	111		609,479,430	61,555,544
Cash equivalents	112		-	-
<b>II. Short-term financial investments</b>	<b>120</b>		-	-
Trading securities	121		-	-
Provisions for devaluation of trading securities	122		-	-
Held-to-maturity investments	123	V.2.1	-	-
<b>III. Short-term receivables</b>	<b>130</b>		<b>144,502,327,627</b>	<b>155,921,678,088</b>
Short-term trade receivables	131	V.3	184,567,357,732	189,011,135,569
Short-term prepayments to suppliers	132		101,071,125,516	98,007,832,343
Short-term inter-company receivables	133		-	-
Receivables according to the progress of construction c	134		-	-
Receivables for short-term loans	135		-	-
Other short-term receivables	136	V.4	20,160,302,545	30,199,168,342
Allowance for short-term doubtful debts	137		(161,296,458,166)	(161,296,458,166)
Deficit assets for treatment	139		-	-
<b>IV. Inventories</b>	<b>140</b>	<b>V.6</b>	<b>570,037,096,648</b>	<b>611,822,789,340</b>
Inventories	141		570,037,096,648	611,822,789,340
Allowance for inventories	149		-	-
<b>V. Other current assets</b>	<b>150</b>		<b>1,945,674,064</b>	<b>2,083,633,227</b>
Short-term prepaid expenses	151		48,931,249	233,167,708
Deductible VAT	152		1,896,742,815	1,650,510,922
Taxes and other receivables from the State	153			199,954,597
Trading Government bonds	154		-	-
Other current assets	155		-	-
<b>B. NON-CURRENT ASSETS</b>	<b>200</b>		<b>94,747,246,807</b>	<b>98,576,871,585</b>
<b>I. Long-term receivables</b>	<b>210</b>		-	-
Long-term trade receivables	211		-	-
Long-term prepayments to suppliers	212		-	-
Working capital in affiliates	213		-	-
Long-term inter-company receivables	214		-	-
Receivables for long-term loans	215		-	-
Other long-term receivables	216		-	-
Allowance for long-term doubtful debts	219		-	-



## BALANCE SHEET

As of 30 June 2025

Unit: VND

ITEMS	Code	Note	30/06/2025	01/01/2025
<b>II. Fixed assets</b>	<b>220</b>		<b>80,424,922,815</b>	<b>84,251,347,593</b>
Tangible fixed assets	221	V.8	53,394,326,677	57,220,751,455
- Historical cost	222		350,588,661,529	351,027,954,689
- Accumulated depreciation	223		(297,194,334,852)	(293,807,203,234)
Financial leased assets	224		-	-
- Historical cost	225		-	-
- Accumulated depreciation	226		-	-
Intangible fixed assets	227	V.9	27,030,596,138	27,030,596,138
- Historical cost	228		27,282,954,590	27,282,954,590
- Accumulated depreciation	229		(252,358,452)	(252,358,452)
<b>III. Investment property</b>	<b>230</b>		-	-
- Historical cost	231		-	-
- Accumulated depreciation	232		-	-
<b>IV. Long-term assets in process</b>	<b>240</b>	<b>V.7</b>	<b>14,322,323,992</b>	<b>14,322,323,992</b>
Long-term work in process	241		-	-
Construction-in-progress	242		14,322,323,992	14,322,323,992
<b>V. Long-term financial investments</b>	<b>250</b>		-	-
Investments in subsidiaries	251		-	-
Investments in joint ventures and associates	252		-	-
Investments in other entities	253	V.2.2	-	-
Provisions for devaluation of long-term financial invest	254		-	-
Held-to-maturity investments	255		-	-
<b>VI. Other non-current assets</b>	<b>260</b>		-	<b>3,200,000</b>
Long-term prepaid expenses	261	V.10	-	3,200,000
Deferred income tax assets	262		-	-
Long-term components and spare parts	263		-	-
Other non-current assets	268		-	-
<b>TOTAL ASSETS (270=100+200)</b>	<b>270</b>		<b>811,841,824,576</b>	<b>868,466,527,784</b>

## BALANCE SHEET

As of 30 June 2025

Unit: VND

ITEMS	Code	Note	30/06/2025	01/01/2025
<b>C. LIABILITIES</b>	<b>300</b>		<b>907,895,709,212</b>	<b>957,147,983,089</b>
<b>I. Current liabilities</b>	<b>310</b>		<b>899,226,709,212</b>	<b>947,663,983,089</b>
Short-term trade payables	311	V.12	64,699,410,364	84,341,620,832
Short-term advances from customers	312		50,000,000	354,846,846
Taxes and other obligations to the State	313	V.13	2,934,501,587	2,934,939,237
Payables to employees	314		1,104,092,000	2,514,413,000
Short-term accrued expenses	315	V.14	280,461,027,671	260,044,050,841
Short-term inter-company payables	316		-	-
Payables according to the progress of	317		-	-
Short-term unearned revenue	318		-	-
Other short-term payables	319	V.15	188,092,884,287	234,192,158,484
Short-term borrowings and financial	320	V.11.1	359,400,139,176	360,797,299,722
Provisions for short-term payables	321		-	-
Bonus and welfare funds	322		2,484,654,127	2,484,654,127
Price stabilization fund	323		-	-
Trading Government bonds	324		-	-
<b>II. Non-current liabilities</b>	<b>330</b>		<b>8,669,000,000</b>	<b>9,484,000,000</b>
Long-term trade payables	331		-	-
Long-term advances from customers	332		-	-
Long-term accrued expenses	333		-	-
Inter-company payables for working	334		-	-
Long-term inter-company payables	335		-	-
Long-term unearned revenue	336		-	-
Other long-term payables	337		-	-
Long-term borrowings and financial	338	V.11.2	8,669,000,000	9,484,000,000
Convertible bonds	339		-	-
Preferred shares	340		-	-
Deferred income tax liability	341	V.16	-	-
Provisions for long-term payables	342		-	-
Science and technology development fund	343		-	-



## BALANCE SHEET

As of 30 June 2025

Unit: VND

ITEMS	Code	Note	30/06/2025	01/01/2025
<b>D. OWNER'S EQUITY</b>	<b>400</b>		<b>(96,053,884,636)</b>	<b>(88,681,455,305)</b>
<b>I. Owner's equity</b>	<b>410</b>	V.17	<b>(96,053,884,636)</b>	<b>(88,681,455,305)</b>
Capital	411		354,000,000,000	354,000,000,000
- Ordinary shares carrying voting	411a		354,000,000,000	354,000,000,000
- Preferred shares	411b		-	-
Share premiums	412		484,047,273	484,047,273
Bond conversion options	413		-	-
Other sources of capital	414		-	-
Treasury stocks	415		(320,000)	(320,000)
Differences on asset revaluation	416		-	-
Foreign exchange differences	417		-	-
Investment and development fund	418		8,023,610,850	8,023,610,850
Business arrangement supporting fund	419		-	-
Other funds	420		-	-
Retained earnings	421		(458,561,222,759)	(451,188,793,428)
- Retained earnings accumulated to the end of the previous period	421a		(451,188,793,428)	(413,389,670,608)
- Retained earnings of the current	421b		(7,372,429,331)	(37,799,122,820)
Construction investment fund	422		-	-
<b>II. Other sources and funds</b>	<b>430</b>		<b>-</b>	<b>-</b>
Sources of expenditure	431		-	-
Fund to form fixed assets	432		-	-
<b>TOTAL LIABILITIES AND OWNER'S EQUITY (440=300+400)</b>	<b>440</b>		<b>811,841,824,576</b>	<b>868,466,527,784</b>

Prepared, 14th July 2025

Preparer

Chief Accountant

General Director



Luu Thi Ngoc Tuyen



Do Thanh Nhon



Ly Bich Quyen

## INCOME STATEMENT

Second Quarter of 2025


Unit: VND

Items	Code	Note	Quarterly statement		Cumulative figure from the beginning of the year to the end of the period	
			Current Quarter	previous Quarter	Current year	Previous year
Sale	01	VI.1	117,167,794,897	181,402,072,644	192,791,373,528	239,502,699,346
Sale dedustions	02	VI.2	-	-	4,452,064,344	-
<b>Net sales (10=01-02)</b>	<b>10</b>		<b>117,167,794,897</b>	<b>181,402,072,644</b>	<b>188,339,309,184</b>	<b>239,502,699,346</b>
Cost of sales	11	VI.3	94,785,682,346	146,671,475,289	158,868,849,191	188,209,528,430
<b>Gross profit (20=10-11)</b>	<b>20</b>		<b>22,382,112,551</b>	<b>34,730,597,355</b>	<b>29,470,459,993</b>	<b>51,293,170,916</b>
Financial income	21	VI.4	478,167,026	786,711,688	917,205,142	1,106,104,398
Financial expenses	22	VI.5	14,920,271,455	22,046,642,293	24,174,437,780	31,802,422,989
- In which: Loan interest expenses	23		8,196,077,168	9,616,220,640	16,384,984,198	19,127,897,864
Selling expenses	25	VI.8	5,174,502,256	7,678,676,567	10,259,097,942	13,096,246,959
General and administration expenses	26	VI.8	1,734,982,730	42,248,658,708	3,556,727,589	43,748,955,866
<b>Net operating profit</b> <b>{30=20+(21-22)-(25+26)}</b>	<b>30</b>		<b>1,030,523,136</b>	<b>(36,456,668,525)</b>	<b>(7,602,598,176)</b>	<b>(36,248,350,500)</b>
Other income	31	VI.6	60,845,214	37,623,059,082	257,042,680	37,643,227,585
Other expenses	32	VI.7	26,473,835	2,952,870	26,873,835	9,488,174



Items	Code	Note	Quarterly statement		Cumulative figure from the beginning of the year to the end of the period	
			Current Quarter	previous Quarter	Current year	Previous year
Other profit/(loss) (40=31-32)	40		34,371,379	37,620,106,212	230,168,845	37,633,739,411
Total accounting profit before tax	50		1,064,894,515	1,163,437,687	(7,372,429,331)	1,385,388,911
Current income tax	51	VI.10	-	-	-	-
Deferred income tax	52	VI.11	-	-	-	-
Profit after tax (60=50-51-52)	60		1,064,894,515	1,163,437,687	(7,372,429,331)	1,385,388,911
Basic earnings per share			30	33	(208)	39
Diluted earnings per share	70	VI.12	30	33	(208)	39

Preparer



Luu Thi Ngoc Tuyen

Chief Accountant



Đỗ Thanh Nhon

Prepared, 14th July 2025

General Director



Ly Bich Quyen

**CASH FLOW STATEMENT***(Direct Method)***Second Quarter of 2025***Unit: VND*

Items	Code	Note	Cumulative figure from the beginning of the year to the end of the period	
			Current year	Previous year
<b>I. Cash flows from operating activities</b>				
Receipt from sales, supplying services and other revenue	01		96,941,126,387	164,942,258,389
Payment for suppliers	02		(33,997,674,156)	(135,358,396,976)
Payment for employees	03		(17,458,602,000)	(13,688,534,000)
Payment for loan interest	04		(450,395,015)	(1,677,180,000)
Payment for income tax	05		-	-
Other receipt from operating activities	06		63,806,200,187	61,490,073,619
Other payment for operating activities	07		(102,508,173,444)	(72,613,056,382)
<b>Net cash flow from operating activities</b>	<b>20</b>		<b>6,332,481,959</b>	<b>3,095,164,650</b>
<b>II. Cash flow from investment activities</b>				
Payment for buying, building FAs and other assets	21		(806,338,518)	(352,201,600)
Receipt from liquidating, selling FAs and others	22		151,200,000	-
Payment for loaning, buying securities from other entities	23		-	-
Receipt from loaning, selling securities	24		-	-
Payment for investing in the other entities	25		-	-
Receipt from investment in other entities	26		-	-
Receipt from loan interest, dividend, divided profits	27		107,433	132,020
<b>Net cash flow from investment activities</b>	<b>30</b>		<b>(655,031,085)</b>	<b>(352,069,580)</b>



**CASH FLOW STATEMENT***(Direct Method)***Second Quarter of 2025***Unit: VND*

Items	Code	Note	Cumulative figure from the beginning of the year to the end of the period	
III. Cash flow from financial activities				
Receipt from issuing stocks, receiving owner's equity	31		-	-
Payment for owners' equities, buying back issued stocks	32		-	-
Receipt from short-term, long-term loans	33		-	-
Payment for original debt	34		(5,209,145,000)	(2,755,050,000)
Payment for debt (financial leasing)	35		-	-
Paid dividends, profits	36		-	(544,350)
Net cash flow from financial activities	40		(5,209,145,000)	(2,755,594,350)
Net cash flow in the period (50=20+30+40)	50		468,305,874	(12,499,280)
Cash on hand and beginning amount	60		61,555,544	98,885,621
The effect of changes in exchange rate	61		79,618,012	1,467,643
Cash on hand and closing amount (70=50+60+61)	70		609,479,430	87,853,984

Preparer



Luu Thi Ngoc Tuyen

Chief Accountant



Do Thanh Nhon

Prepared, 14th July 2025

General Director



Ly Bich Quyen

## NOTES TO THE FINANCIAL STATEMENTS

Second Quarter of 2025

### I. GENERAL INFORMATION

#### 1. Ownership form

Ut Xi Aquatic Products Processing Corporation was established and operates under Enterprise Registration Certificate No. 2200203836, initially issued by the Department of Planning and Investment of Soc Trang Province on June 15, 2006, and amended for the 17th time on July 8, 2020.

The charter capital of the Company, as stated in the Enterprise Registratio : 354,000,000,000 VND

The actual contributed capital of the Company as of December 31, 2024 : 354,000,000,000 VND

The headquarters of the Company is located at No. 24, Provincial Road 934, Ha Bo Hamlet, Tai Van Commune, Can Tho city.

#### 2. Operating field

Processing and exporting seafood

#### 3. Principal business activities

- Processing and preserving aquatic products and products made from aquatic resources
- Construction of various types of buildings
- Inland aquaculture
- Aquatic seed production
- Trading aquatic products
- Real estate business, land use rights owned, used, or leased
- Warehousing and storage of goods
- Trading agricultural machinery, equipment, and spare parts
- Trading other machinery, equipment, and spare parts
- Road construction
- Construction of other civil engineering projects
- Renting motor vehicles
- Processing and preserving fruits and vegetables
- Trading fruits and vegetables
- Trading feed and raw materials for livestock, poultry, and aquaculture feed

#### 4. Normal operating cycle: 12 months

#### 5. Operating characteristics of the Company during the year that affect consolidated financial statements: None

#### 6. Operating Model

*Công ty có các đơn vị thành viên trực thuộc sau:*

Name	Location
- Hoang Phuong Seafood Processing Enterprise	No. 24, Provincial Road 934, Ha Bo Hamlet, Tai Van Commune, Can Tho city
- Hoang Phong Seafood Processing Enterprise	No. 24, Provincial Road 934, Ha Bo Hamlet, Tai Van Commune, Can Tho city
- Xi nghiệp Kho vận Hoàng Nhã	No. 24, Provincial Road 934, Ha Bo Hamlet, Tai Van Commune, Can Tho city



## NOTES TO THE FINANCIAL STATEMENTS

Second Quarter of 2025

### II. ACCOUNTING PERIOD AND RECORDING CURRENCY

#### 1. Accounting period

Annual accounting period of Company is from January 01 to December 31

#### 2. Accounting currency

The financial statements are prepared and presented in Vietnam Dong (VND).

### III. ACCOUNTING STANDARDS AND ACCOUNTING SYSTEM

#### 1. Accounting system

The Company applies Enterprise Accounting System issued under Circular No. 200/2014/TT-BTC dated December 22, 2014 and Circulars guiding, supplementing and amending.

#### 2. Declaration of adherence to Accounting Standards and Accounting system

The Company applies Vietnamese Accounting Standards and supplement documents issued by the State. Financial statements are prepared in accordance with regulations of each standard and supplement documents as well as with current accounting system.

### IV. ACCOUNTING POLICIES

#### 1. Cash and cash equivalents

##### a. Cash

Cash includes: cash on hand, cash in bank under current account and cash in transit.

##### b. Cash equivalents

Cash equivalents are short term investments for a period not exceeding 3 months that are readily convertible to known amounts of cash and which are subject to an insignificant risk of changes in value from the date of purchase to the date of financial statements.

##### c. Principle and method of converting other currencies

Transactions in foreign currencies must be monitored in detail in the original currency and converted into Vietnamese Dong. Bank overdrafts are accounted for in the same manner as bank loans.

During the financial year 2015, the Company did not revalue the exchange differences on monetary items denominated in foreign currencies in accordance with the Accounting Regime for Enterprises issued under Circular No. 200/2014/TT-BTC dated December 22, 2014, by the Ministry of Finance, due to delays in updating the Company's accounting

#### 2. Accounting principles of investments

Financial investment is the outside investments with purpose to use capital reasonably and improve efficiency of business operations such as investments in subsidiaries, joint ventures, cooperation, investment in securities and other financial investments.

Classification of investments when the financial statements are prepared in accordance with:

- The investments have recovered the remaining term not exceeding 12 months or in a cycle business is classified as short term;
- The investments have recovered the remaining term over 12 months or more than a cycle business are classified as long-term.



## NOTES TO THE FINANCIAL STATEMENTS

Second Quarter of 2025

### a. Trading securities

Trading securities are the investment in securities and other financial instruments for trading purposes (hold for increasing price to sell for profit.) Trading securities include:

- Stocks and listed bonds;
- The securities and other financial instruments such as commercial bill, forward contracts, swap contracts ...

Trading securities are recorded at original cost at the time when investors hold ownership.

The dividends paid in the period before investment date shall be recorded as a decrease in value of investment. When the investor receives additional shares without payment to issuer from capital surplus shares, capital expenditure funds or dividends in shares, the investors only monitor the quantity of additional shares.

In case shares are exchanged, its value must be determined according to fair value at the exchanging date.

The cost shall be determined in accordance with weighted average method when trading securities are liquidated or transferred.

**Provisions for decline in value of trading securities:** the value of loss may occur if there are reliable evidences showing the market value of the Company's trading securities are lower than book value. The provision shall be additionally created or reverted at the reporting date and shall be recorded in financial expense.

### b. Held to maturity investments

These investments do not reflect bonds and debt instruments which are held for trading purpose. Held to maturity investments include term deposits (maturity over than 3 months), treasury bills, promissory notes, bonds, preference shares which the issuer is required to re-buy them in a certain time and held to maturity loans to earn profits periodically and other held to maturity investments.

**Provision for Impairment of Held-to-Maturity Investments:** For held-to-maturity investments not yet provisioned as required by law, the Company must assess their recoverability. If there is conclusive evidence that a portion or the entirety of the investment may not be recoverable, the loss must be recognized as a financial expense during the period. The provisioning or reversal of this provision is carried out at the time of preparing the financial statements. If the loss amount cannot be reliably determined, the investment value will not be reduced, and the recoverability of the investment will be disclosed in the Notes to the Financial Statements.

### c. Investments in joint ventures, associates

Investments in subsidiaries and associates are accounted for using the cost method. Net profit distributed by subsidiaries and associates arising after the investment date is recognized as financial income during the period. Other distributions (apart from net profit) are considered a recovery of the investment and are recorded as a deduction from the investment's cost.

Joint venture operations under joint control and jointly controlled assets are accounted for using general accounting principles, similar to other normal business activities. Specifically:

- The Company separately tracks income and expenses related to joint venture activities and allocates them to the parties involved in the joint venture as per the joint venture agreement.;
- The Company separately tracks assets contributed to the joint venture, shares in jointly controlled assets, and common or individual liabilities arising from joint venture activities.



## NOTES TO THE FINANCIAL STATEMENTS

### Second Quarter of 2025

Direct costs related to investments in joint ventures and associates are recognized as financial expenses during the period.

**Provision for Impairment of Investments in Other Entities:** This provision accounts for losses incurred by subsidiaries, joint ventures, or associates that may result in the investor potentially losing capital, or due to a decline in the value of these investments. The recognition or reversal of this provision is performed at the time of preparing the financial statements for each individual investment and is recorded as a financial expense during the period.

#### d. Other investments

As investments in equity of other entities, but not control or joint control, no significant influence on the investment.

### 3. Accounting principles of recording receivables

The receivables shall be kept records in details according to period receivables, entities receivables, types of currency receivable and other factors according to requirements for management.

Receivables are classified based on the following principles:

- Customer Receivables: These are commercial receivables arising from sales transactions between the Company and buyers, such as sales of goods, provision of services, liquidation/transfer of assets, and proceeds from export sales by an entrusting party through an entrusted agent.
- Internal Receivables: These are receivables between the parent unit and its subordinate units without legal entity status and dependent accounting.
- Other Receivables: These are non-commercial receivables unrelated to sales transactions.

Whenever preparing financial statements as prescribed, the receivables shall be classified:

- The amounts receivable from customer with the remaining recovery term within 12 months or within a normal operating cycle at the time of reporting is classified short-term receivables;
- The amounts receivable from customer with the remaining recovery term more than 12 months or more than one normal operating cycle at the time of reporting is classified long-term receivables.

At the time the financial statements are prepared in accordance with law, the Company revalued the balance of receivable denominated in foreign currencies (excluding prepayments to suppliers, if at the time of reporting there solid evidence about the seller cannot provide goods, services and company will have to take back the prepayments in foreign currency, these amounts are considered monetary denominated in foreign currencies) in proportion foreign currency purchase price of commercial banks where the company often traded at the time of making financial statements.

**Provisions for bad debts:** The bad debts are make provision at the balance sheet date. The provision or reversal is made at the reporting date and is recorded as management expense of the fiscal year. For the bad debts lasting for many years, the company tried to collect but cannot and there is evidence that the client has insolvency, the company may sell these bad debts to debt collection company or write off (according to regulations and charter of the company).

### 4. Accounting principles of inventory

#### a. Inventories

Inventories are stated at original cost. Where the net realizable value is lower than cost, inventories should be measured at the net realizable value. The cost of inventories should comprise all costs of purchase, costs of conversion and other costs incurred in bringing the inventories to their present location and condition.



## NOTES TO THE FINANCIAL STATEMENTS

### Second Quarter of 2025

Assets purchased by the Company for production, use, or sale are not presented as inventory on the Balance Sheet but are classified as non-current assets. These include:

- Work-in-progress products with production and circulation periods exceeding one normal business cycle (over 12 months).;
- Materials, equipment, and spare parts held in reserve for over 12 months or longer than one normal production or business cycle.

#### b. The cost of inventory

The cost of inventory at the year-end is calculated by weighted average method.

#### c. The record of inventory

Inventory is recorded by the perpetual method.

#### d. Allowances for decline in value of inventories

At the end of the accounting period, if inventories do recover enough at its historical value not because of damage, obsolescence, reduction of selling price. In this case, the provision for inventories is recognized. The provision for decline in inventories is the difference between the historical value of inventories and its net realizable value.

### 5. Principles for Recognition and Depreciation of Fixed Assets, Finance-Leased Fixed Assets, and Investment

Fixed assets are recorded at their original cost. During their usage, fixed assets are monitored in detail for original cost, accumulated depreciation, and remaining value.

The original cost of finance-leased fixed assets is recorded at the fair value of the leased asset or the present value of the minimum lease payments (in cases where the fair value exceeds the present value of the minimum lease payments), plus any direct initial costs related to the finance lease.

During usage, the Company depreciates fixed assets into production and business expenses for those fixed assets related to production and business activities. Specifically, for intangible fixed assets such as land use rights, depreciation is only calculated for those intangible fixed assets with a limited duration.

Investment properties are depreciated like fixed assets, except for investment properties held for appreciation, which are not depreciated but are assessed for impairment due to a decrease in value.

Depreciation is calculated using the straight-line method. The depreciation period is estimated as follows:

- Buildings and structures	05-30 year
- Machinery and equipment	05-30 year
- Transportation & transmit instrument	05-10 year
- Office equipment	05-10 year
- Other intangible fixed assets	05-25 year

### 6. Principles of deferred CIT recognition

Deferred CIT assets and deferred CIT payable are determined at the estimated tax rate that will apply to the year the assets are recovered or liabilities are paid based on the tax rates in effect at the end of the year.

## NOTES TO THE FINANCIAL STATEMENTS

Second Quarter of 2025

### 7. Accounting principles of prepaid expenses

The calculation and allocation to expense to each accounting period based on the nature, level of each prepaid expense to determine the allocation method properly and consistently.

Prepaid expense is recorded separately: incurred, allocated amount to its cost center and carried amount.

Prepaid expense is classified as follows:

- Prepaid expense related to purchase or service less than 12 months or 01 normal production period, from incurred date, are recorded as short - term;
- Prepaid expense related to purchase or service over than 12 months or 01 normal production period, from incurred date, are recorded as long - term.

### 8. Accounting principles for liabilities

All payables must be recorded detail by aging, by each client and in original currency if any and others details depending on the management request of the Company.

Payables are classified based on the following principles:

- Trade Payables: These are commercial payables arising from transactions involving the purchase of goods, services, or assets, as well as payables related to imports through an entrusted agent.
- Internal Payables: These are payables between the parent unit and subordinate units without legal entity status and dependent accounting.
- Other Payables: These are non-commercial payables unrelated to transactions involving the purchase, sale, or provision of goods and services.

The liabilities shall be classified:

- Having maturity less than 12 months or 01 normal production period are recorded as short - term;
- Having maturity over than 12 months or 01 normal production period are recorded as long - term.

At the reporting date, the Company revaluates the payables which have balance in foreign currency (except for advance from clients; if we have evidence that the supplier will not supply the good or provide the service and the company will receive back this advance in foreign currency, this advance will be treated as monetary item having foreign currency) at the selling price quoted by commercial bank which is trading with the Company at the reporting date.

### 9. Principles for Recognizing Loans and Finance Lease Liabilities

Loans in the form of bond issues or preference shares that require the issuer to repurchase at a certain time in the future are not reflected in this item.

Loans and debts should be tracked in detail for each object, each contract and each type of loaned asset. Leases are stated at the present value of minimum rental payments or the fair value of the leased property.

Classifications of borrowings and financial lease liabilities when preparing financial statements are as follows:

- Loans and financial lease liabilities with the remaining repayment term not exceeding 12 months are classified as short-term;
- Loans and financial leases with the remaining repayment term more than 12 months are classified as long-term.



## NOTES TO THE FINANCIAL STATEMENTS

### Second Quarter of 2025

At the time of preparing the Financial Statements in accordance with legal regulations, the Company re-evaluates the balances of loans and finance lease liabilities denominated in foreign currencies based on the foreign currency selling exchange rate of the commercial bank with which the Company frequently transacts, as of the date of the Financial

#### 10. Recognition of loans and finance lease liabilities

Borrowing costs directly related to loans are recognized as financial expenses in the period, except in cases where borrowing costs directly related to the investment in construction or production of unfinished assets are capitalized into the value of those assets (capitalized) when all conditions specified in the Accounting Standard "Borrowing Costs" are met.

#### 11. Principles of recognition of expenses payable

Accounts payable for goods and services received from the seller or provided to the buyer in the period but actually not paid due to lack of invoices or insufficient records, accounting documents and accounts payable to employees are recorded in production costs, business in the period to ensure that when costs are actually incurred, they do not cause a spike in production and business costs on the basis of ensuring the principle of conformity between revenue and costs. The advance deduction of payable costs must be calculated strictly and there must be reasonable and reliable evidence. When such costs arise, if there is a discrepancy with the deducted amount, the accountant shall proceed to write down additional or reduce costs corresponding to the difference.

#### 12. Accounting principles of owner's equity

##### a. Principles for recognizing owner contributions, capital surplus, convertible bond options, and other owner equity

Equity of the owners is recorded according to the actual contributed capital of the owner.

When the investment license specifies that the company's charter capital is denominated in foreign currencies, the determination of the investor's contribution in foreign currency is based on the amount of foreign currency actually Contributions in the form of assets are recorded as an increase in shareholders' equity at the revalued value of the assets, as agreed upon by the contributing parties. For intangible assets such as trademarks, brand names, trade names, exploration and development rights, etc., contributions can only be increased if permitted by applicable laws.

For joint-stock companies, the share capital contributed by shareholders is recorded according to the actual price of share issuance, but is reflected in two separate indicators:

- The owner's contributed capital is recognized at the par value of the shares;
- The share capital surplus is recognized in the amount of the difference greater or smaller between the actual price of the share issuance and the par value.

In addition, the equity surplus is also recognized in the amount of the greater or smaller difference between the actual price of the issue and the par value of shares when reissuing treasury shares.

The convertible bond option arises when a company issues a type of bond that can be converted into a predetermined number of shares specified in the issuance plan. The equity component value of the convertible bond is the difference between the total proceeds from the issuance of the convertible bond and the debt component value of the convertible bond. At the time of initial recognition, the value of the stock option of the convertible bond is recorded separately in the equity section of the owner's investment. Upon maturity of the bond, this option is reclassified to additional paid-in capital.

Other Capital reflects business capital formed from additions through business results, gifts, donations, sponsorships, or asset revaluation (in accordance with current regulations).



## NOTES TO THE FINANCIAL STATEMENTS

Second Quarter of 2025

### b. Undistributed post-tax profits

Undistributed After-Tax Profit is the profit from the company's operations after adding (+) or deducting (-) adjustments resulting from the retrospective application of changes in accounting policies and the retrospective correction of material errors from prior years.

The distribution of the company's business operation profits must comply with the current financial policies.

The parent company distributes profits to owners not exceeding the undistributed after-tax profit shown in the consolidated financial statements after excluding the effects of gains recognized from bargain purchase transactions. If the undistributed after-tax profit in the consolidated financial statements is higher than that in the parent company's separate financial statements, and if the amount decided for distribution exceeds the undistributed after-tax profit in the parent company's separate financial statements, the parent company shall only distribute profits after transferring profits from subsidiaries to the parent company.

When distributing profits, it is necessary to consider non-monetary items included in undistributed after-tax profits that may affect the company's cash flow and ability to pay dividends and profits.

### 13. Accounting principles of revenues

#### a. Revenue from sale of goods

Revenue from sale of goods should be recognized when all the following conditions have been satisfied:

- The significant risks and rewards of ownership of the goods have been transferred to the buyer;
- The Company retains neither continuing managerial involvement as a neither owner nor effective control over the goods sold;
- The amount of revenue can be measured reliably;
- The economic benefits associated with the transaction of goods sold have flown or will flow to the Company;
- The costs incurred or to be incurred in respect of the transaction of goods sold can be measured reliably.

#### b. Revenue from rendering of services

Revenue from service provision is recognized when the following conditions are simultaneously satisfied:

- The amount of revenue can be measured reliably;
- It is probable that the economic benefits associated with the transaction will flow to the Company;
- The stage of completion of the transaction at the balance sheet date can be measured reliably;
- The costs incurred for the transaction and the costs to complete the transaction can be measured reliably.

#### c. Financial income

Financial operating revenue includes revenue from interest, royalties, dividends, divided profits, and other financial operating revenues. For interest collected from loans, deferred sales, installments: revenue is recognized when it is definitely obtained and loan principal, receivable principal is not classified as overdue and needs to make provisions. Revenue from dividends is recognized when the right to receive dividends is established.

#### d. Revenue from contruction contracts



## NOTES TO THE FINANCIAL STATEMENTS

### Second Quarter of 2025

Construction contract revenue is recognized in one of the following two cases:

- The construction contract stipulates that the contractor shall be paid according to the planned schedule: when the contract performance results are reliably estimated, the revenue shall be recognized in proportion to the completed work determined by the contractor himself at the date of the report;
- The construction contract stipulates that the contractor is paid according to the value of the volume performed: when the contract performance results are reliably estimated and confirmed by the customer, the revenue is recognized corresponding to the completed work confirmed by the customer.

When the performance of the contract cannot be reliably estimated, the revenue recognized as equivalent to the costs incurred for which reimbursement is made is relatively certain.

#### e. Other income

Other income includes other incomes outside production and business activities of the company: sale and liquidation of fixed assets; fines due to customer breach of contract; third-party compensation to compensate for lost property; revenues from disposed of disposed of; liabilities cannot identify the owner; income from gifts, gifts in money, in kind ...

### 14. Recognition of revenue deductions

The adjustment to reduce revenue is made as follows:

- Adjust to reduce revenue of the period in which the revenue deductions arise in the same period of consumption of products, goods and services;"
- Adjust revenue reduction as follows if revenue deductions arise after the period of consumption of products, goods or services:
  - + Adjust the decrease in revenue on the financial statement of the reporting period if revenue deductions arise before the time of issuance of the financial statement;
  - + Adjust the decrease in revenue on the financial statement of the period following the reporting period if revenue deductions arise after the time of issuance of the financial statement.

Trade discounts payable are amounts the company sells at a discount to the listed price to customers who purchase goods in large quantities.

Discount on sales price is a deduction given to the buyer due to poor quality products or goods that do not conform to specifications according to the provisions of the economic contract.

Returned goods reflect the value of products and goods returned by customers due to reasons such as breach of commitment, breach of economic contract, defective goods, loss of quality, incorrect type, etc. specifications.

### 15. Principles for recording cost of goods sold

Cost of goods sold includes cost of finished goods, trade goods, services, investment property, construction unit sold in the production period and expense related to real estate activities...

Damaged or lost value is allowed to record to cost of goods sold after deduction of compensation (if any).

For direct material costs that exceed normal, labor costs, fixed general production costs not allocated to the value of warehousing products are included in the cost of goods sold after deducting compensation (if any) including when products, goods that have not been identified as consumable.

## NOTES TO THE FINANCIAL STATEMENTS

Second Quarter of 2025

### 16. Accounting principles of financial expenses

Financial expenses include expenses of financial activities; expenses or losses related to financial investment activities; the cost of loans and borrowing funds; expenses for capital contribution to joint ventures and associations; securities transfer losses; provision for depreciation of business securities; provision for investment losses in other units; losses incurred when selling foreign currency, exchange rate losses...

### 17. Accounting principles of selling expenses, general and administrative expenses

Selling expenses record expenses actually incurred in process of selling products, goods, providing services.

Administrative expense reflects the general expense of the company, including: labor cost; social and health insurance, unemployment fund, union cost of management employee; office material expense, tools, depreciation of assets using for management; land rental, business license tax; bad debt provision; outsourcing expense and other cash expenses...

### 18. Accounting principles of current corporate income tax expenses

Current income tax expense is calculated basing on taxable profit and income tax rate applied in the current year.

Deferred income tax expense is the corporate income tax will be paid in future resulted from:

- Record of deferred tax payable during the year;
- Revert of deferred tax assets was recorded in previous years.

### 19. Related parties

The party is considered as related party if one party has capacity to control or has significant impact to other party in the decision of financial and operation activities. All parties are recognized as related parties if having the same control or significant impact.

In the review of related parties, nature of the relationship is considered more than legal form.

### 20. Segment reporting

A business segment is a distinguishable component of the Company that is engaged in manufacturing or providing products or services and that is subject to risks and returns that are different from those of other business segments.

A geographical segment is a distinguishable component of the Company that is engaged in manufacturing or providing products or services within a particular economic environment and that is subject to risks and returns that are different from those of components operating in other economic environments.



## NOTES TO THE FINANCIAL STATEMENTS

Second Quarter of 2025

### 21. Financial Instruments

#### a. Financial Assets

According to Circular 210, the Company classifies financial assets into the following categories:

- Financial assets measured at fair value through profit or loss are financial assets held for trading or classified as fair value through profit or loss at the time of initial recognition;
- Held-to-maturity investments are non-derivative financial assets with fixed or determinable payments and fixed maturities that the Company intends and is able to hold until maturity;
- Loans and receivables are non-derivative financial assets with fixed or determinable payments that are not listed on the market;
- Assets held for sale are non-derivative financial assets identified as available for sale or not classified as financial assets measured at fair value through profit or loss, held-to-maturity investments, or loans and receivables.

The classification of these financial assets depends on the purpose and nature of the financial assets and is determined at the time of initial recognition.

The Company's financial assets include cash and short-term deposits, accounts receivable from customers, other receivables, loans, and both listed and unlisted financial instruments.

Financial assets are recognized on the date of purchase and cease to be recognized on the date of sale. At the time of initial recognition, financial assets are recorded at cost plus any directly attributable transaction costs related to the purchase or issuance.

#### b. Financial liabilities and equity instruments

Financial instruments are classified as financial liabilities or equity instruments at the time of initial recognition in accordance with the nature and definition of financial liabilities and equity instruments.

According to Circular 210, the company classifies financial liabilities into the following categories:

- Financial liabilities recognized at fair value through the income statement are liabilities held for trading or classified as measured at fair value through the income statement at the time of initial recognition;
- Financial liabilities measured at amortized cost are determined by the initial carrying amount of the financial liability less any principal repayments, plus or minus the cumulative amortization calculated using the effective interest method of the difference between the initial carrying amount and the maturity value, less any reductions (either directly or through the use of a provision account) due to impairment or uncollectibility.

The classification of financial liabilities depends on the purpose and nature of the financial asset and is determined at the time of initial recognition.

The Company's financial liabilities include payables to suppliers, other payables, debts, and loans.

At the time of initial recognition, all financial liabilities are recognized at cost plus directly attributable transaction costs related to their issuance.

**Equity instruments:** These are contracts that evidence the residual interests in the assets of the Company after deducting all liabilities.

**Offsetting financial instruments:** Financial assets and financial liabilities are offset against each other and presented at their net value on the balance sheet when, and only when, the Company has a legal right to offset the recognized amounts; and intends to settle on a net basis or to realize the asset and settle the liability simultaneously.

## NOTES TO THE FINANCIAL STATEMENTS

Second Quarter of 2025

### V. NOTES TO THE CONSOLIDATED FINANCIAL STATEMENTS

Unit: VND

#### 1. CASH AND CASH EQUIVALENTS

	30/06/2025	01/01/2025
Cash on hand	398,777,261	15,116,699
Cash on hand VND	398,777,261	15,116,699
Cash at banks	210,702,169	46,438,845
VND Deposits	15,840,575	17,191,858
Foreign currency deposits	194,861,594	29,246,987
<b>Total</b>	<b>609,479,430</b>	<b>61,555,544</b>
<u>Note</u>		

- Cash on hand as of December 31, 2024, on the balance sheet reconciles with the actual inventory report
- Cash at banks as of December 31, 2024, on the balance sheet match the bank balance confirmations

## NOTES TO THE FINANCIAL STATEMENTS

Second Quarter of 2025

Unit: VND

### 3 . TRADE RECEIVABLES

	30/06/2025	01/01/2025
<b>Short-term</b>		
+ <i>Beaver Street Fisheries, Inc</i>	11,382,164,091	16,547,295,937
+ <i>Limson Trading., Inc</i>	549,201,680	2,874,826,350
+ <i>Heim Corporation</i>	549,201,680	-
+ S.A.S.Angelini		1,329,465,150
+ Dongxing City Tao Tian Trade Co.,Ltd	31,872,036,040	31,872,036,040
+ <i>Fangchenggang City Fangcheng District Xun Chuang Import &amp; Export Trade Co.,Ltd</i>	12,335,273,440	12,335,273,440
+ <i>Others</i>	127,879,480,801	124,052,238,652
<b>Total</b>	<b>184,567,357,732</b>	<b>189,011,135,569</b>

### 4 . OTHER RECEIVABLES

	30/06/2025		01/01/2025	
	Value	Provision	Value	Provision
<b>Short-term</b>	<b>20,160,302,545</b>	<b>-</b>	<b>30,199,168,342</b>	
- Advances to employees	421,468,000		422,468,000	
+ <i>Tran Quoc Dung</i>	-		4,000,000	
+ <i>Huynh Thanh Son</i>	-		1,500,000	
+ <i>Pham Thanh Huy</i>	392,911,000		392,911,000	
+ <i>Nguyen Van Luan</i>	7,000,000		7,000,000	
+ <i>Others</i>	21,557,000		17,057,000	
-Other short-term receivables	19,738,834,545		29,776,700,342	
<b>Total</b>	<b>20,160,302,545</b>		<b>30,199,168,342</b>	



## NOTES TO THE FINANCIAL STATEMENTS

Second Quarter of 2025

Unit: VND

### 5 . DOUBFUL DEBT

	30/06/2025	01/01/2025		
	Historical cost	Recoverable amount	Historical cost	Recoverable amount
- The total value of receivables, loans that are overdue or not yet overdue but difficult to recover	163,967,098,166		150,933,948,261	
+ Dongxing City Tao Tian Trade Co.,Ltd	31,872,036,040		31,872,036,040	
+ Fangchenggang City Fangcheng District Xun Chuang Import & Export Trade	12,335,273,440		12,335,273,440	
+ Fang Cheng Gang Shi Li Shun Mao Yi You Xian Gong Si	10,575,171,240		10,575,171,240	
+ Others	106,513,977,446		106,513,977,446	
Total	161,296,458,166		161,296,458,166	

### 6 . INVENTORIES

	30/06/2025		01/01/2025	
	Historical cost	Provision	Historical cost	Provision
- Raw materials	2,009,350,735	-	2,338,313,225	-
- Tools and supplies	5,682,348,021	-	6,186,868,111	-
- Work in progress	-	-	1,166,097,600	-
- Finished goods	562,325,397,892	-	602,131,510,404	-
Total	570,017,096,648		611,822,789,340	

### 7 . LONG-TERM ASSETS IN PROGRESS

#### Construction in progress

	30/06/2025	01/01/2025
- Construction in Progress for Company Office	14,322,323,992	14,322,323,992
<b>Total</b>	<b>14,322,323,992</b>	<b>14,322,323,992</b>

## NOTES TO THE FINANCIAL STATEMENTS

Second Quarter of 2025

Unit: VND

### 8 . INCREASE, DECREASE IN TANGIBLE FIXED ASSETS

Items	Buildings and structures	Machinery and equipment	Motor vehicles	Office equipments	Other fixed assets	Total
<b>Cost</b>						
Opening balance	176,537,059,020	158,875,622,352	6,663,229,120	3,070,516,475	5,881,527,722	351,027,954,689
Increase		129,630,000			-	129,630,000
- Purchases	-	129,630,000	-	-	-	129,630,000
- Transfer from construction in	-	-	-	-	-	-
Decrease	-	568,923,160	-	-	-	568,923,160
- Transferred to Investment	-	-	-	-	-	-
- Disposal	-	568,923,160	-	-	-	568,923,160
Closing balance	176,537,059,020	158,436,329,192	6,663,229,120	3,070,516,475	5,881,527,722	350,588,661,529
<b>Accumulated depreciation</b>						
Opening balance	133,302,260,694	146,051,646,735	5,560,493,883	3,011,274,200	5,881,527,722	293,807,203,234
Increase	2,359,922,454	1,388,816,280	196,217,781	11,098,263		3,956,054,778
- Depreciation for the year	2,359,922,454	1,388,816,280	196,217,781	11,098,263		3,956,054,778
Decrease	-	568,923,160		-	-	568,923,160
- Transferred to Investment	-			-	-	-
Properties						
- Disposal	-	568,923,160		-	-	568,923,160
Closing balance	135,662,183,148	146,871,539,855	5,756,711,664	3,022,372,463	5,881,527,722	297,194,334,852
<b>Net book value</b>						
Opening balance	43,234,798,326	12,823,975,617	1,102,735,237	59,242,275	-	57,220,751,455
Closing balance	40,874,875,872	11,564,789,337	906,517,456	48,144,012	-	53,394,326,677



## NOTES TO THE FINANCIAL STATEMENTS

Second Quarter of 2025

Unit: VND

### 9 . INCREASE, DECREASE IN INTANGIBLE FIXED ASSETS

Items	Land use rights	Issuance rights Copyrights	Copyright, patent	Computer software	Intangible assets others	Total
<b>Cost</b>						
Opening balance	27,030,596,138		144,358,452	108,000,000		27,282,954,590
Increase	-	-	-	-	-	-
- Purchases	-	-	-	-	-	-
- Others	-	-	-	-	-	-
Decrease	-	-	-	-	-	-
- Disposal	-	-	-	-	-	-
- Others	-	-	-	-	-	-
Closing balance	27,030,596,138		144,358,452	108,000,000		27,282,954,590
<b>Accumulated depreciation</b>						
Opening balance		-	144,358,452	108,000,000	-	252,358,452
Increase	-	-	-	-	-	-
- Depreciation for the year	-	-	-	-	-	-
- Others	-	-	-	-	-	-
Decrease	-	-	-	-	-	-
- Disposal	-	-	-	-	-	-
- Others	-	-	-	-	-	-
Closing balance	-	-	144,358,452	108,000,000	-	252,358,452
<b>Net book value</b>						
Opening balance	27,030,596,138	-	-	-	-	27,030,596,138
Closing balance	27,030,596,138	-	-	-	-	27,030,596,138

## NOTES TO THE FINANCIAL STATEMENTS

Second Quarter of 2025

Unit: VND

### 10 . PREPAID EXPENSES

#### 10.1. Short-term

- Insurance costs for vehicles, facilities, and goods
- Costs for anti-dumping services
- Others

#### Total

30/06/2025

01/01/2025

26,152,083

65,380,211

22,779,166

159,454,165

8,333,332

**48,931,249**

**233,167,708**

#### 10.2. Long-term

- Others

#### Total

-

3,200,000

**3,200,000**



## NOTES TO THE FINANCIAL STATEMENTS

Second Quarter of 2025

### 11 . BORROWINGS AND FINANCE LEASE LIABILITIES

#### 11.1. Short-term

#### Borrowings and finance lease liabilities

	30/06/2025		Incurred		01/01/2025	
	Value	Recoverable value	Increase	Decrease	Value	Recoverable value
- Loans from Foreign currency bank	105,525,739,176	105,525,739,176	2,996,984,454	4,394,145,000	106,922,899,722	106,922,899,722
Vietnam Bank for Agriculture and Rural Development (USD)	105,525,739,176	105,525,739,176	2,996,984,454	4,394,145,000	106,922,899,722	106,922,899,722
- Loans from Other Parties	253,874,400,000	253,874,400,000			253,874,400,000	253,874,400,000
Total	359,400,139,176	359,400,139,176	-	4,394,145,000	360,797,299,722	360,797,299,722

#### Borrowings and finance lease liabilities

	30/06/2025		Phát sinh		01/01/2025	
	Value	Recoverable value	Increase	Decrease	Value	Recoverable value
Le Vo Bao Yen	8,659,000,000	8,659,000,000	-	815,000,000	9,474,000,000	9,474,000,000
- Loan from Vietnam Bank for Agriculture and Rural Development - Soc Trang	10,000,000	10,000,000	-	-	10,000,000	10,000,000
Total	8,669,000,000	8,669,000,000	-	815,000,000	9,484,000,000	9,484,000,000

## NOTES TO THE FINANCIAL STATEMENTS

Second Quarter of 2025

Unit: VND

### 12 . TRADE PAYABLES

	30/06/2025		01/01/2025	
	Value	Recoverable value	Value	Recoverable value
<b>Short-term</b>				
+ <i>Ocean Road Co., LTD</i>	27,697,094,577	27,697,094,577	44,528,503,173	44,528,503,173
+ <i>Dai Phu Xuan Seafood Wholesale Company Limited</i>	16,615,643,291	16,615,643,291	16,625,643,291	16,625,643,291
+ <i>Real Logistics Company Limited</i>	255,519,426	255,519,426	300,691,021	300,691,021
+ <i>Thai Minh Joint Stock Company</i>	424,322,397	424,322,397	586,622,554	586,622,554
+ <i>An Khang Packing Company Limited</i>	1,067,828,637	1,067,828,637	1,678,594,017	1,678,594,017
+ <i>Others</i>	18,639,002,036	22,608,599,843	20,621,566,776	20,621,566,776
<b>Total</b>	<b>64,699,410,364</b>	<b>68,669,008,171</b>	<b>84,341,620,832</b>	<b>84,341,620,832</b>

### 13 . STATUTORY OBLIGATIONS AND RECEIVABLES FROM THE STATE

	01/01/2025	Payable during the year	Paid amounts during the year	30/06/2025
<b>13.1. Taxes and Payables</b>				
Value added tax	-	1,151,058,627	1,151,058,627	-
+ <i>Deductible</i>	-	1,151,058,627	1,151,058,627	-
Corporate income tax	2,819,908,104	-	-	2,819,908,104
Personal income tax	1,650	1,736,550	1,722,200	16,000
Natural resource tax	2,824,000	14,464,000	14,916,000	2,372,000
Other taxes	112,205,483	6,000,000	6,000,000	112,205,483
<b>Total</b>	<b>2,934,939,237</b>	<b>1,173,259,177</b>	<b>1,173,696,827</b>	<b>2,934,501,587</b>
<b>13.2. Taxes and Receivables</b>				
VAT on Import Tax	-	-	-	-
Import Tax	199,954,597	-	199,954,597	-
<b>Total</b>	<b>199,954,597</b>	<b>-</b>	<b>199,954,597</b>	<b>-</b>

The Company's tax settlements are subject to examination by the Tax Authority. Because the application of tax laws and regulation to many types of transactions is susceptible to varying interpretations, amounts reported in the financial statements could be changed at a later date upon final determination by the Tax Authority.



## NOTES TO THE FINANCIAL STATEMENTS

Second Quarter of 2025

Unit: VND

### 14 . ACCURED EXPENSES

	<u>30/06/2025</u>	<u>01/01/2025</u>
<b>Short-term</b>		
- Loan interest expenses	280,461,027,671	260,044,050,841
<b>Total</b>	<u>280,461,027,671</u>	<u>260,044,050,841</u>

### 15 . OTHER PAYABLES

	<u>30/06/2025</u>	<u>01/01/2025</u>
<b>Short-term</b>		
- Trade union fees	49,225,680	35,339,140
- Social, health, unemployment insurance	207,608,320	154,836,247
- Dividend payable	3,792,688,795	3,792,688,795
- Others	184,043,361,492	230,209,294,302
<b>Total</b>	<u>188,092,884,287</u>	<u>234,192,158,484</u>

## NOTES TO THE FINANCIAL STATEMENTS

Second Quarter of 2025

### 17 . OWNER'S EQUITY

Unit: VND

#### 17.1. Movements in owner's equity

	Contributed capital	Share premium	Treasury stock	Investment and development fund	Undistributed earnings	Total
<b>Opening balance from previous year</b>	<b>354,000,000,000</b>	<b>484,047,273</b>	<b>(320,000)</b>	<b>8,023,610,850</b>	<b>(451,188,793,428)</b>	<b>(88,681,455,305)</b>
- Profit Increase in the Previous Year	-	-	-	-	(8,437,323,846)	(84,412,540,170)
- Capital Increase in the Previous Year	-	-	-	-	-	-
- Other Increases	-	-	-	-	-	-
- Capital Decrease in the Previous Year	-	-	-	-	-	-
- Provision for Reserves	-	-	-	-	-	-
+ <i>Welfare and reward fund</i>	-	-	-	-	-	-
+ <i>Investment and development fund</i>	-	-	-	-	-	-
- Dividends	-	-	-	-	-	-
- Other Decreases	-	-	-	-	-	-
<b>Closing Balance of the Previous Year</b>						
<b>(Opening Balance of the Current Year)</b>	<b>354,000,000,000</b>	<b>484,047,273</b>	<b>(320,000)</b>	<b>8,023,610,850</b>	<b>(459,626,117,274)</b>	<b>(97,118,779,151)</b>
- Profit Increase in the Current Year	-	-	-	-	1,064,894,515	1,064,894,515
- Capital Increase in the Current Year	-	-	-	-	-	-
- Other Increases	-	-	-	-	-	-
- Capital Decrease in the Previous Year	-	-	-	-	-	-
- Provision for Reserves	-	-	-	-	-	-
+ <i>Welfare and reward fund</i>	-	-	-	-	-	-
+ <i>Investment and development fund</i>	-	-	-	-	-	-
- Dividends	-	-	-	-	-	-
- Other Decreases	-	-	-	-	-	-
<b>Closing Balance</b>	<b>354,000,000,000</b>	<b>484,047,273</b>	<b>(320,000)</b>	<b>8,023,610,850</b>	<b>(458,561,222,759)</b>	<b>(96,053,884,636)</b>



## NOTES TO THE FINANCIAL STATEMENTS

Second Quarter of 2025

Unit: VND

### 17.2. Details of owner's investment

	30/06/2025	01/01/2025
- Mr Nguyen Hoang Nha	79,730,860,000	79,730,860,000
- Mr Nguyen Trieu Dong	71,160,000,000	71,160,000,000
- Mr Nguyen Hoang Phuong	53,294,110,000	53,294,110,000
- Petrovietnam Trade Union Finance Investment Corporation	24,000,000,000	24,000,000,000
- Petrovietnam Fertilizer and Chemical Joint Stock Company (PVFCC)	24,000,000,000	24,000,000,000
- Tran Thi Thuy Lien	17,894,110,000	17,894,110,000
- Other individuals	83,920,920,000	101,815,030,000
<b>Total</b>	<b>354,000,000,000</b>	<b>354,000,000,000</b>

### 17.3. Capital transactions with owners and distribution of dividends or profits

	30/06/2025	01/01/2025
- Owner's invested equity		
+ Opening capital	354,000,000,000	354,000,000,000
+ Increase in capital during the year		
+ Decrease in capital during the year	-	-
+ Closing capital	354,000,000,000	354,000,000,000

### 17.4. Shares

	30/06/2025	01/01/2025
- Number of shares registered for issuance	35,400,000	35,400,000
- Number of shares sold to public market	35,400,000	35,400,000
+ Common shares	35,400,000	35,400,000
- Number of shares repurchased (Treasury stock)	32	32
+ Common shares	32	32
+ Preferred shares		
- Number of shares outstanding	35,399,968	35,399,968
+ Common shares	35,399,968	35,399,968

\* Par value of shares outstanding: VND 10,000/share.

### 17.5. Funds of Company

	30/06/2025	01/01/2025
- Investment and Development fund	8,023,610,850	8,023,610,850

## 18. OFF-BALANCE SHEET ITEMS

### Foreign currencies

	30/06/2025	01/01/2025
- USD	7,512.01	1,158.25

## NOTES TO THE FINANCIAL STATEMENTS

Second Quarter of 2025

### VI . NOTES TO THE INCOME STATEMENT

#### 1 . REVENUES FROM SALES AND SERVICES RENDERED

	Quarterly statement		Cumulative figure from the beginning of the year to the end of the period	
	Current Quarter	previous Quarter	Current year	Previous year
Sale				
- Revenue from sale	105,188,219,203	179,703,294,489	174,794,196,750	236,642,328,880
- Revenue from services rendered	11,944,285,109	1,607,731,230	17,942,216,213	2,764,375,136
- Other Revenue (Shrimp Shells)	35,290,585	91,046,925	54,960,565	95,995,330
<b>Total</b>	<b>117,167,794,897</b>	<b>181,402,072,644</b>	<b>192,791,373,528</b>	<b>239,502,699,346</b>

#### 2 . REVENUE DEDUCTIONS

	Quarterly statement		Cumulative figure from the beginning of the year to the end of the period	
	Current Quarter	previous Quarter	Current year	Previous year
- Sales Returns	-	-	4,452,064,344	-
<b>Total</b>	<b>-</b>	<b>-</b>	<b>4,452,064,344</b>	<b>-</b>

#### 3 . COST OF GOODS SOLD

	Quarterly statement		Cumulative figure from the beginning of the year to the end of the period	
	Current Quarter	previous Quarter	Current year	Previous year
- Cost of goods sold	94,805,682,346	146,671,475,289	158,888,849,191	188,209,528,430



## NOTES TO THE FINANCIAL STATEMENTS

### Second Quarter of 2025

Total	94,805,682,346	146,671,475,289	158,888,849,191	188,209,528,430
-------	----------------	-----------------	-----------------	-----------------

#### 4 . FINANCIAL INCOME

	Quarterly statement		Cumulative figure from the beginning of the year to the end of the period	
	Current Quarter	previous Quarter	Current year	Previous year
- Interest income from deposits and lending	27,916	11,566,304	107,433	11,636,684
- Realized foreign exchange rate differences gain	478,139,110	775,145,384	917,097,709	1,094,467,714
- Unrealized foreign exchange rate differences gain	-	-	-	-
<b>Total</b>	<b>478,167,026</b>	<b>786,711,688</b>	<b>917,205,142</b>	<b>1,106,104,398</b>

#### 5 . FINANCIAL EXPENSES

	Quarterly statement		Cumulative figure from the beginning of the year to the end of the period	
	Current Quarter	previous Quarter	Current year	Previous year
- Interest expenses on lending	8,176,077,168	9,616,220,640	16,364,984,198	19,127,897,864
- Realized foreign exchange rate differences loss	470,400,807	798,514,877	1,535,660,102	1,042,459,883
- Unrealized foreign exchange rate differences loss	6,253,793,480	11,632,065,242	6,253,793,480	11,632,065,242
<b>Total</b>	<b>14,900,271,455</b>	<b>22,046,800,759</b>	<b>24,154,437,780</b>	<b>31,802,422,989</b>

## NOTES TO THE FINANCIAL STATEMENTS

Second Quarter of 2025

### 6 . OTHER INCOME

	Quarterly statement		Cumulative figure from the beginning of the year to the end of the period	
	Current Quarter	previous Quarter	Current year	Previous year
- Gained from disposal of fixed assets, tools	-	-	151,200,000	-
- Income from Warehouse Rental and Electricity Fees	60,845,214	47,911,113	105,842,680	68,079,616
- Income from Bank Interest Rate Reductions	-	37,575,147,969	-	37,575,147,969
- Others	-	-	-	-
<b>Total</b>	<b>60,845,214</b>	<b>37,623,059,082</b>	<b>257,042,680</b>	<b>37,643,227,585</b>

### 7 . OTHER EXPENSE

	Quarterly statement		Cumulative figure from the beginning of the year to the end of the period	
	Current Quarter	previous Quarter	Current year	Previous year
- Others	26,473,835	2,952,870	26,873,835	9,488,174
<b>Total</b>	<b>26,473,835</b>	<b>2,952,870</b>	<b>26,873,835</b>	<b>9,488,174</b>

### 8 . SELLING EXPENSES AND GENERAL AND ADMINISTRATIVE EXPENSES

	Quarterly statement		Cumulative figure from the beginning of the year to the end of the period	
	Current Quarter	previous Quarter	Current year	Previous year
<b>8.1. Selling expenses</b>				
- Tools and supplies expenses	4,115,280	651,132,966	12,266,598	1,105,485,989
- Labor cost	454,597,280	312,795,100	859,436,239	673,252,480
- Depreciation expenses	296,569,701	391,244,596	609,250,517	783,571,967



## NOTES TO THE FINANCIAL STATEMENTS

	Second Quarter of 2025			
- Outside service expenses	4,374,030,442	6,313,494,461	8,701,481,840	10,108,993,342
- Others	45,189,553	10,009,444	76,662,748	424,943,181
<b>Total</b>	<b>5,174,502,256</b>	<b>7,678,676,567</b>	<b>10,259,097,942</b>	<b>13,096,246,959</b>
<b>8.2. General and administrative expenses</b>				
- Raw materials	-	-	-	-
- Tools and supplies expenses	121,039,624	68,725,412	231,980,390	120,836,363
- Labor cost	1,012,972,360	873,179,520	1,925,149,110	1,671,667,765
- Depreciation expenses	165,153,453	206,791,831	330,306,904	413,583,666
- Outside service expenses	414,433,524	463,456,241	745,861,755	786,739,632
- Taxes, fees and duties	7,524,000	26,736,441	222,303,147	101,809,896
- Others	13,859,769	83,506,966	101,126,283	125,860,247
<b>Total</b>	<b>1,734,982,730</b>	<b>42,250,854,708</b>	<b>3,556,727,589</b>	<b>43,748,955,866</b>

## 9 . PRODUCTION AND BUSINESS COST BY ELEMENTS

	Quarterly statement		Cumulative figure from the beginning of the year to the end of the period	
	Current Quarter	previous Quarter	Current year	Previous year
- Raw materials	30,283,251,722	140,153,148,259	44,187,707,750	153,330,644,605
- Labor cost	9,734,779,298	8,519,741,742	17,952,880,957	14,030,437,047
- Tools and supplies expenses	278,426,040	628,061,338	509,567,881	1,399,461,347
- Depreciation expenses	1,969,076,770	1,343,893,247	3,956,054,778	4,164,564,196
- Outside service expenses	13,249,287,523	7,805,055,113	23,894,999,604	15,762,392,203
<b>Total</b>	<b>55,514,821,353</b>	<b>159,266,307,407</b>	<b>90,501,210,970</b>	<b>189,503,907,106</b>

## NOTES TO THE FINANCIAL STATEMENTS

Second Quarter of 2025

### 10 . CURRENT CORPORATE INCOME TAX EXPENSES

	Cumulative figure from the beginning of the year to the end of the period	
	Current year	Previous year
<i>Corporate Income Tax is determined as follows:</i>		
- Total Accounting Profit Before Tax	(7,372,429,331)	1,385,388,911
- Adjustments to Increase or Decrease Accounting Profit to Determine Taxable Income for Corporate Income Tax		-
+ Adjustments to Increase	112,873,835	1,097,466,511
<i>Board of Directors' remuneration and salaries</i>	86,000,000	90,000,000
<i>Non-Deductible Expenses</i>	26,873,835	9,488,174
<i>Unrealized Exchange rate differences from previous year</i>		997,978,337
<i>Unrealized Exchange rate differences at period-End</i>		-
+ Adjustments to Decrease	204,304,718	159,978,202
<i>Unrealized Exchange rate differences at period-End</i>	142,671,678	159,978,202
<i>Unrealized Exchange rate differences from previous year</i>	61,633,040	-
- Loss Carryforward from Previous Years		2,322,877,220
- Total Taxable Income	(7,463,860,214)	-
- Current Corporate Income Tax Based on Taxable Income	-	-
+ Corporate Income Tax at the standard rate	-	-
+ Corporate income tax payable calculated on unrealized capital gains from the previous year, realized this year	-	-
- Deferred Corporate Income Tax (tax rate 20%)	-	-
- Profit After Tax	(7,372,429,331)	1,385,388,911



## NOTES TO THE FINANCIAL STATEMENTS

Second Quarter of 2025

### 11 . CHI PHÍ THUẾ THU NHẬP DOANH NGHIỆP HOÀN LẠI

### 12 . BASIC EARNINGS PER SHARE

	Quarterly statement		Cumulative figure from the beginning of the year to the end of the period	
	Current Quarter	previous Quarter	Current year	Previous year
Profit allocated to shareholders holding common shares	1,064,894,515	1,163,437,687	(7,372,429,331)	1,385,388,911
Welfare and reward fund trích from Profit After Tax	-			-
Weighted average number of ordinary shares during the year	35,399,968	35,399,968	35,399,968	35,399,968
Basic earnings per share	30	33	(208)	39

## VII . NOTES TO THE CASH FLOW STATEMENT

1 . Nonmonetary transactions affecting cash flow statement: No transactions occurred

2 . Idle Funds Held by the Enterprise: No transactions occurred

### 3 . Loan Proceeds Received During the Period

- Proceeds from Loans Under Standard Loan Agreements

Quarterly statement

-

### 4 . Loan Principal Repayments Made During the

- Repayments of Loan Principal Under Standard Loan

Quarterly statement

5,209,145,000

## NOTES TO THE FINANCIAL STATEMENTS

Second Quarter of 2025

### III . OTHER INFORMATION

1 . Other financial information: none

2 . Subsequent Events After the End of the Fiscal Year: There are no events requiring disclosure after the preparation date of the financial statements.

3 . Information about the related parties

#### 3.1. Related parties

Related parties	Relationship
-----------------	--------------

#### 3.2. Transaction of relevant entity

- Income of the Board of Directors and Executive Board Members are as follows:

Quarterly statement

Cumulative figure from  
the beginning of the year  
to the end of the period

Nguyen Trieu Dong	Chairman	41,000,000	86,000,000
Ly Bich Quyen	Member of the board of Management	17,000,000	38,000,000
Nguyen Hoang Phuong	Member of the board of Management	17,000,000	38,000,000
Nguyen Hoang Nha	Member of the board of Management	17,000,000	38,000,000
Truong Truc Linh	Member of the board of Management	7,000,000	28,000,000
Vo Thi Huyen Trinh	Member of the board of Management	10,000,000	10,000,000
Dao Truong Han	Section head of the Board of the Controller	5,000,000	20,000,000
Nguyen Thai Nguyen	Section head of the Board of the Controller	6,000,000	6,000,000
Nguyen Thi Kim Ngan	Member of the Board of the Controller	6,500,000	14,000,000
Tang My Thuy	Member of the Board of the Controller	2,500,000	10,000,000
Tran Nhat Luan		4,000,000	4,000,000



## NOTES TO THE FINANCIAL STATEMENTS

Second Quarter of 2025

Unit: VND

### 4. Information about the departmental report:

The company does not prepare segment reports (as it does not meet the conditions for preparing segment reports).

### 5. Risk management of the Company:

The Company's financial liabilities primarily include loans, accounts payable to suppliers, and other payables. The main purpose of these financial liabilities is to raise funds to support the Company's operations. The Company has financial assets such as accounts receivable from customers and other receivables, cash and short-term deposits, and investments in listed and unlisted securities that arise directly from the Company's activities.

The significant risks arising from the Company's financial instruments are market risk, credit risk, and liquidity risk.

Risk management is an essential function for the overall business operations of the Company. The Company has established a control system to ensure a reasonable balance between the costs incurred when risks arise and the costs of managing those risks. The Board of Directors continuously monitors the Company's risk management process to ensure a reasonable balance between risk and risk control.

The Board of Directors of the Company reviews and agrees to implement the management policies for the aforementioned risks as follows:

#### 5.1. Market risk

Market risk is the risk that the fair value or future cash flows of a financial instrument will fluctuate due to changes in market prices. Market risk includes three types of risks: currency risk, interest rate risk, and price risk. Financial instruments affected by market risk include loans and borrowings, corporate bonds, convertible bonds, deposits, and financial investments.

The sensitivity analysis presented below is based on the assumption that the value of the net debt and the ratio between fixed-rate and floating-rate debts remain unchanged.

##### *a. Foreign exchange risk*

Foreign exchange risk is the risk that the fair value or future cash flows of a financial instrument will fluctuate due to changes in exchange rates. The risk associated with changes in foreign exchange rates for the Company primarily relates to its operations (when revenues or expenses are denominated in foreign currencies different from the Company's functional currency).

##### *b. Interest rate risk*

Interest rate risk is the risk that the fair value or future cash flows of a financial instrument will fluctuate due to changes in market interest rates.

The company's interest rate risk primarily relates to cash, short-term deposits, and loans.

The company manages interest rate risk by analyzing market conditions to secure the most favorable interest rates while remaining within its risk management limits.

## NOTES TO THE FINANCIAL STATEMENTS

Second Quarter of 2025

Unit: VND

The company does not conduct sensitivity analysis for interest rates because the risk from interest rate changes at the reporting date is negligible.

### *c. Price risk*

#### Stock Price Risk:

The listed and unlisted stocks held by the Company are affected by market risks arising from the uncertainty regarding the future value of investment stocks, which may lead to fluctuations in the value of the investment impairment provision. The Company manages stock price risk by establishing investment limits. The Board of Directors also reviews and approves investment decisions related to stocks.

The Company will conduct an analysis and present the sensitivity of the impact of stock price fluctuations on the Company's business results when detailed guidelines are provided by regulatory authorities.

#### Real Estate Price Risk:

The Company has identified the following risks related to its real estate investment portfolio:

- The costs of development projects may increase if there are delays in the planning process. To mitigate this risk, the Company hires consulting experts specializing in specific planning requirements within the project scope to reduce potential risks that may arise during the planning phase.
- The risk of fair value of the real estate investment portfolio due to market fundamentals and buyer behavior.

### **5.2. Credit Risk**

Credit risk is the risk that one party involved in a financial instrument or transaction contract fails to fulfill its obligations, resulting in financial loss. The company faces credit risk primarily from its business operations related to accounts receivable from customers and from financial activities, including bank deposits, foreign exchange, and other financial instruments.

#### *a. Regarding Accounts Receivable from Customers*

The company mitigates credit risk by conducting transactions only with entities that have good financial standing and by having its accounting staff regularly monitor receivables to expedite collection. Based on this, the company's receivables are spread across many different customers, ensuring that credit risk is not concentrated in a single customer.

#### *b. Regarding Bank Deposits*

The company mainly maintains deposit balances with well-known banks in Vietnam. The credit risk associated with the deposit balances is managed by the company's treasury department according to the company's policies. The company assesses that the level of credit risk concentration related to bank deposits is low.

### **5.3. Liquidity Risk**

Liquidity risk is the risk that the company will face difficulties in meeting its financial obligations due to a lack of capital. The company's liquidity risk primarily arises from the mismatched maturities of financial assets and financial liabilities.



## NOTES TO THE FINANCIAL STATEMENTS

Second Quarter of 2025

Unit: VND

The Board of Directors holds the ultimate responsibility for managing liquidity risk. Most of the company's liabilities are secured by deposits, receivables, and short-term financial assets. The company assesses that the concentration of liquidity risk related to fulfilling financial obligations is low.

The company manages liquidity risk by maintaining a sufficient amount of cash and cash equivalents relative to the borrowings, as deemed adequate by the Board of Directors, to meet the company's operational needs and reduce the impact of fluctuations in cash flow.

The table below summarizes the payment terms of the company's financial liabilities based on expected payments under the contracts, without discounting:

	< 1 year	From 01 - 05 year	> 5 year	Total
<b>Closing balance</b>				
Loans and borrowings	359,400,139,176	8,669,000,000	-	368,069,139,176
Accounts payable to supp	64,699,410,364	-	-	64,699,410,364
Accrued expenses	280,461,027,671	-	-	280,461,027,671
Other payables	188,092,884,287	-	-	188,092,884,287
<b>Opening balance</b>				
Loans and borrowings	360,797,299,722	9,484,000,000	-	370,281,299,722
Accounts payable to supp	84,341,620,832	-	-	84,341,620,832
Accrued expenses	260,044,050,841	-	-	260,044,050,841
Other payables	234,192,158,484	-	-	234,192,158,484

The company believes that the concentration of risk related to debt repayment is low. The company has the ability to meet its maturing debts using cash flows from business operations and proceeds from maturing financial assets.

### Collateral

In the Notes to the interim financial statements, the company has used assets as collateral for loans and holds collateral from other parties for the company's transactions.

## 6. Financial Assets and Financial Liabilities

The fair value of financial assets and financial liabilities is as follows:

	Book Value		Fair Value	
	Closing balance	Opening balance	Closing balance	Opening balance
<b>Financial Assets</b>				
Cash and Cash Equivalents	609,479,430	61,555,544	609,479,430	61,555,544
Receivables from customers	184,567,357,732	189,011,135,569	184,567,357,732	189,011,135,569
Advanced payments to	101,071,125,516	98,007,832,343	101,071,125,516	98,007,832,343
Other receivables	20,160,302,545	30,199,168,342	20,160,302,545	30,199,168,342
<b>Financial debt</b>				
Trade payables	64,699,410,364	84,341,620,832	64,699,410,364	84,341,620,832

## NOTES TO THE FINANCIAL STATEMENTS

Second Quarter of 2025

Unit: VND

Prepayments from customers	50,000,000	354,846,846	50,000,000	354,846,846
Vay và nợ	368,069,139,176	370,281,299,722	368,069,139,176	370,281,299,722
Payables to employees	1,104,092,000	2,514,413,000	1,104,092,000	2,514,413,000
Accured expenses	280,461,027,671	260,044,050,841	280,461,027,671	260,044,050,841
Other payables	188,092,884,287	234,192,158,484	188,092,884,287	234,192,158,484

The fair value of financial assets and financial liabilities is reflected at the value at which the financial instrument could be exchanged in a current transaction between knowledgeable and willing parties.

The company uses the following methods and assumptions to estimate fair value: The fair value of financial assets and liabilities is not re-assessed at year-end. However, the Board of Directors believes that there is no significant discrepancy between the carrying value and the fair value of its financial assets and liabilities at the end of the fiscal year.

**7. Adjustments in the Previous Year's Financial Statements Due to Changes in Accounting Policies for the Current Year: None**

**8. Information on Ongoing Operations**

There are no events that raise significant doubt about the company's ability to continue as a going concern, and the company has no intention nor is it compelled to cease operations or significantly reduce the scale of its operations.

**9. Comparative Figures**


The comparative figures are figures on the 2024 Quarter I Financial Report and Audited financial statements for the first 6 months of 2024.

Prepared, 14th July 2025


Preparer

Chief Accountant

General Director



Luu Thi Ngoc Tuyen



Do Thanh Nhon



Ly Bich Quyen



